



District Report Card: 2017


State: Assam	District: Sonitpur
Class: 3	Subject: Language
Schools: 61	Students: 1011


Participation/Coverage


Students

<div>GENDER</div> <div></div>	Boys		Girls	
	Number	%	Number	%
	485	47.97	526	52.03

<div>AREA</div> <div></div>	Rural		Urban	
	Number	%	Number	%
	953	94.26	58	5.74

<div>CATEGORY</div> <div></div>	SC		ST		OBC		GEN	
	Number	%	Number	%	Number	%	Number	%
	61	6.03	116	11.47	497	49.16	337	33.33

<div>CWSN</div> <div></div>	LD	VI	HI	S&LD	ID	Oth
	0	5	1	7	1	4

<div>Management</div> <div></div>	Government		Government-aided	
	Number	%	Number	%
	853	84.37	158	15.63

Average Performance of Students in Language (%)

Overall	Gender		Area		Management		Social Group			
	Male	Female	Rural	Urban	Govt.	Aided	SC	ST	OBC	GEN
74.61	73.36	75.75	74.84	70.80	75.58	69.32	80.87	69.02	73.71	76.72

Performance on Learning Outcomes (LOs)

Learning Outcomes	Description	Average Performance(%)
L304	Reads small texts with comprehension i.e., identifies main ideas, details, sequence and draws conclusions	76.02
L312	Reads printed scripts on the classroom walls: poems, posters, charts etc.	71.77

Range of Performance of Students who Answered Correctly							
Below 30%		30% - 50%		50% - 75%		Above 75%	
Number	%	Number	%	Number	%	Number	%
46	4.55	90	8.90	307	30.37	568	56.18

Lowest Performing Learning Outcomes (LOs)

- 1 - Reads printed scripts on the classroom walls: poems, posters, charts etc. (71.77)
- 2 - Reads small texts with comprehension i.e., identifies main ideas, details, sequence and draws conclusions (76.02)